

POTOMAC BONSAI ASSOCIATION
% U.S. NATIONAL ARBORETUM
3501 NEW YORK AVE. NE
WASHINGTON, D.C. 20002

NON-PROFIT ORG.
U.S. POSTAGE PAID
SILVER SPRING, MD
PERMIT NO. 2359

PBA Newsletter: Published by the Potomac Bonsai Association, Inc., a non-profit organization, in the interests of its affiliate member clubs and societies.

Circulation: Over 300 internationally on a monthly basis.

Corresponding membership: \$6.50 for 12 monthly PBA Newsletters.

PBA Membership includes 12 monthly PBA Newsletters- covered by part of the annual membership dues.

For Corresponding Membership: Make check payable to Potomac Bonsai Association and mail it to M. Hersh, 102 Devon Ct., Silver Springs, MD 20910.

Advertising rates: montly - \$5.00 for 1/4 page, \$10.00 for half a page, \$15.00 for a full page with 20% reduction for ads that run 3 or more months.

Send advertisements and articles to J.F. Koetsch, 6709 Caneel Ct., Springfield, VA 22152, (703) 569-9378

President: Bill Merritt (703) 536-4052

Layout Editor: Bill Spencer

Editors: Jules F. Koetsch (703) 569-9378

(301) 593-4681

Mary Holmes (301) 721-1309

Production Mgr: Harvey Everett

Snips and Slips Editor: Mary Holmes

(301) 933-0483

Subscription and Circulation: Molly Hersh and Josephine Finneyfroek (301) 589-3725

Vol 11 No 5 May 85

POTOMAC
BONSAI
ASSOCIATION

Newsletter

ISSN 0160-9521



DUES ARE DUE !!!

PAY YOUR LOCAL CLUB TREASURER

SUBSCRIBERS Annual subscriptions of \$ 6.50 each are due.

PBA AUCTION AT BEHNKE'S

SATURDAY MAY 28

- page 4 PBA AUCTION AT BEHNKE'S NURSERIES
This is the annual PBA-auction. This is your opportunity to STRIKE IT RICH !!!
- page 11 GOING, GOING, GONE by Mary Holmes
This is a report of the super-successful auction in behalf of The National Bonsai Foundation on March 31st.
MARY HOLMES DESERVERES A BIG VOTE OT THANKS ! ! ! ! !
SHE DID A BANG-UP JOF OF ORGANIZING AND CARRYING OUT THE AUCTION WHICH NETTED OVER \$10,000.00. Thanks for a job well-done from all of us bonsai aficonados.
- page 5 ESSENTIALS FOR DISPLAYING A BONSAI by KATA Yamajou.
Some hints on how to display bonsai. It will be concluded next month. See John Yoshio Naka's BONSAI TECHNIQUES' II for an in-depth study of the subject.
MAYBE ONE OR MORE READERS WOULD BE WILLING TO SEND IBEAS ON HOW TO DISPLAY BONSAI IN WESTERN HOMES?

(over)

page 18

COLORADO BONSAI COLLECTING TOUR

Read what many readers missed by not going to IBC '85 in New Orleans - April 3 through 7. SOME LUCKY PBA MEMBERS ARE GOING. Will look forward to a recap of their experiences. Rumor has it that there will be another one next year. Hope that they leave some good trees.

page 15

PLANTS SUITABLE FOR INDOOR BONSAI by Edmond O. Moulin
This is a reprint of the article which appeared in the Fall 1976 issue of Bonsai Journal. It would be informative to a person like me with a limited background in horticulture to see picture of the plants.

IF ANY READER HAS PHOTOS OF THE PLANTS LISTED THAT CAN BE USED FOR REPRINTING IN THE NEWSLETTER, PLEASE SEND THEM IN. IF YOU HAVE ANY SUGGESTIONS ON HOW TO GROW THE PLANTS AS BONSAI, THAT WOULD ALSO BE OF INTEREST TO THE READERS.


page 22

CALENDAR OF EVENTS.

page 3

BEGINNERS' COURSE

This the opportunity for newcomers (beginners) to PBA to cash in on some very valuable instruction and obtain for free a starter plant and a bonsai book.



Quarterly Publication On
Artistic Miniature Trees

- Beginners
- Advance Subjects
- Art • Design
- Photography
- Japanese Gardens
- Questions & Answers

1984 Subscription \$16.00 U.S. \$19.00 Foreign	INTERNATIONAL BONSAI PO Box 23894 • PBA Rochester, NY 14623 USA Tel. (716) 334-2595
--	--

PBA BEGINNERS' WORKSHOP

FREE. . .FREE. . .FREE. . .FREE. . .FREE. . .FREE. . .FREE. . .FREE. . .FREE.

INTRODUCTORY WORKSHOP FOR NEW PBA MEMBERS?

Saturday - 8 June 1985

Time - 1 to 5 p.m.


Place - Auditorium, Administration Building, National Arboretum,
26th & R Streets.NE, Washington, D.C.

Teacher - Bill Merritt

We are continuing our program for new PBA members. A free, one day only workshop is again being offered to welcome members who have joined PBA for the first time. *** A modest tree and the Sunset Book "BONSAI, CULTURE and CARE of MINIATURE TREES" will be provided to initiate beginners to the "mysteries" of creating their own bonsai.

The philosophy of the program is that a senior teacher, again this year it be Bill Merritt, will present the artistic background and advise the participants on the styling of their trees. It is expected that a representative from each PBA member club, such as the Educational Vice President, will be present to assist the lecturer. Students will not complete their creations at this session. Certainly there will be no potting at this session. Rather, each club is expected to schedule their own follow-up workshop, which should assist new members in the final styling of the tree and introduce the participants to the skills of wiring and potting.


****This workshop will be offered on a one time basis to new members. The program is specifically designed as an introduction to bonsai and is not meant to substitute for a full-fledged beginners' course. Each club treasurer will be asked to verify that participants are eligible. This information should be transmitted to the club representatives who will be present at the workshop. Early estimates of the number of students would be appreciated. Call F. Mies (301)299-6194 by 1 June if possible.



B O N S A I
盆栽

E & A B O N S A I H O U S E
16505 NEW HAMPSHIRE AVE.
SILVER SPRING, MD 20904
(301) 384-9879

301 922-9310



BONSAI ASSOC., INC.
YOUR EVERYTHING FOR BONSAI COMPANY
8510 Stevenswood Road (B)
Baltimore, Maryland 21207

CATALOG \$1.00 Refundable

BOOKS	TOOLS
PLANTS	INSTRUCTION
POTS	LECTURES, DEMOS
SOIL COMPONENTS	
ANNEALED COPPER WIRE	

PBA AUCTION

As in years past, the Annual PBA Spring Auction will be held at Behnke Nurseries on 25 May commencing at 10:00 a.m. Here's your chance to thin-cut your collection and, or pick up that prize specimen you've always wanted. This is one of the few opportunities to find good bonsai material so close to home. You may even find some other bargains such as people putting up for auction such items as tools, maybe even wire, and a pot or two or three. Over-the-table sales of items that the seller does not wish to have auctioned will also be available.

Those wishing to auction or sell items should be at Behnke's Nurseries by 9:00 a.m. to have the items registered. To aid the auctioneer, please provide a brief description of the item: viz. common name, scientific name, age, where obtained, and set a minimum bid if you so desire.

Behnke's is located at 11300 Washington-Baltimore Blvd, Beltsville, MD.

The PBA commission is 15% of all sales, - the commissions go into the PBA treasury.

The following advertisement is typical of one that you will find every week in the Washington Home section of The Washington Post Thursday edition. Look for the one for the week of the auction. You should be able to find good bonsai starter stock if you are in the market for some material other than that at the auction. Behnke's Nurseries is probably the finest in the area. In other words, if you can't be satisfied at the auction, there's always the nursery to fall back on.

Behnke's Spring Planting

Special

Flowering BRADFORD PEAR TREES
beautiful 6 ft. tall trees—white flowers
great value... reg. \$34.95

SALE PRICE \$24.95

CAMELIAS—1/3 OFF reg. prices • FRUIT TREES—1/3 OFF reg. prices

AZALEAS

We have the largest selection in the area—Over 120 varieties to choose from—in bud and bloom colorful, sturdy plants
NOW IS THE BEST TIME TO PLANT

\$295

\$1795

ROSES

Behnke's has over 160 varieties to choose from
All are potted #1 heavy plants, not packaged
Hybrid Teas—Floribundas
Climbers—Grandifloras \$8.95 & up

JAPANESE MAPLES

2 to 2 1/2 ft. \$19.95

RHODODENDRONS
you have the best choice now
50 varieties

from \$9.95 & up

LILACS "Old Fashioned"

2-2 1/2 ft. \$24.95

EVERGREENS

BROADLEAF and NEEDLE
LOOKING FOR SOMETHING DIFFERENT?
We have an exciting selection of unusual and dwarf evergreens...
hundreds of different varieties \$6.95 & up

LEYLAND CYPRESS

Cupressocyparis Leylandii, ideal for fast-growing hedge or screen, pleasant dense green foliage, narrow pyramidal shape.

4 ft. \$29.95

PERENNIALS finest selection

COME OUT, SEE WHAT WE HAVE!! \$1.75, \$2.75 & up
the choice in perennials alone is worth a trip, many in bloom now—here are some popular perennials to get you started.

"CANDYTUFT" iberis
"BASKET OF GOLD" alyssum
"SEA THRIFT" armeria

NOW \$2.75
regular \$3.65 price

PRIMROSES—\$1.75 each

bright colors—red, blue, yellow, pink, white

This is Secretaries Week

phone our FTD Florist shop for flowers 937-9557

LARGO SEASONAL GARDEN CENTER—OPEN

700 Watkins Park Drive, Largo, Md. Hours: 8-5
Not all items in LARGO—Phone 249-2492



Flower & Vegetable Seeds
Garden Supplies
Houseplants
Pottery—Baskets & more
937-1100

11300 Baltimore Avenue (U.S. 1), Beltsville, Md.
2 Miles North of Exit 25-A Capital Beltway
Open Daily and Sunday 8 A.M. to 6:30 P.M.


"Known for Quality Plants"

ESSENTIALS FOR DISPLAYING BONSAI


By the Japanese Satsuli Society Consultant Kata Yamajou from the magazine Satsukai of December 1979.

Adapted by Jules Koetsch

The gist of establishing a beautifully coordinated display is to marry the pot, table, and the accompanying accent plants into one of exquisite beauty. There is a need for one to be self-conscious and understand the significance of bringing to one and all a tasteful display, - one that can be fully enjoyed by all and one that you can be proud of.

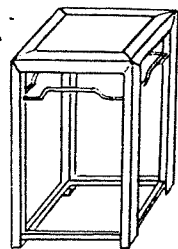


● Tatami Decoration (in a tokonoma)




● Straw Mat Decoration


● Shelf Decoration




Upright table,- frequently used substitute




Daruma shape with inner table



Solidly fastened together desk



Plain table with coiled-up leg (coiled-up pedestal)

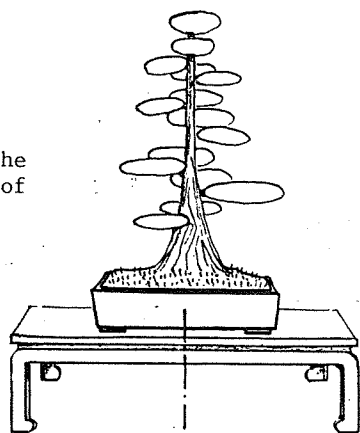


Plain table

TYPES OF TABLES USED WITH MAIN TREE

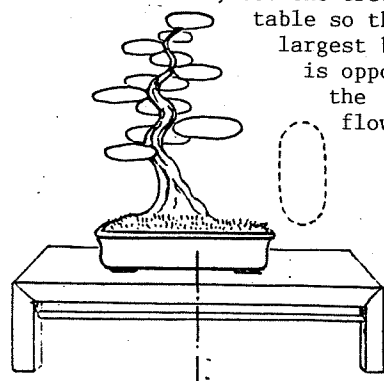
(1) Location of Main Tree

When the tree is centered in the pot, set the bonsai in the center of the table.



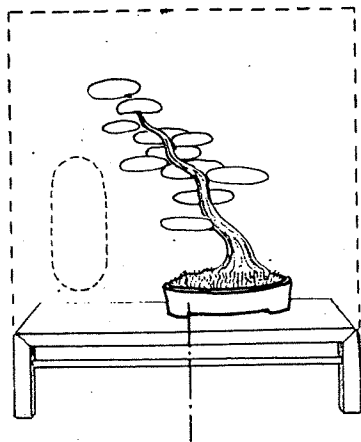
(2) Location of Main Tree

When the tree is slightly to one side, set the tree on the table so that the largest blank space is opposite to the line of flow of the tree.



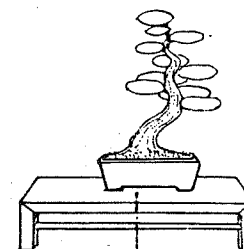
(3) Location of Main Tree

When the tree has a powerful, slanting trunk, furnish a blank space on the side to which the tree is naturally inclined.




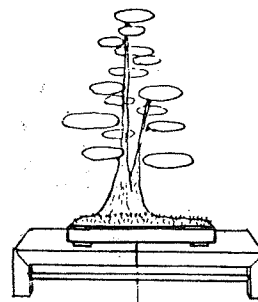
CREATING THE DISPLAY (1)

An ironclad rule is to consider the direction of flow of the companion grass (accent plants, secondaries, or whatever name you may chose). Careful consideration must be given to the way the grass flows when selecting the companion grass.



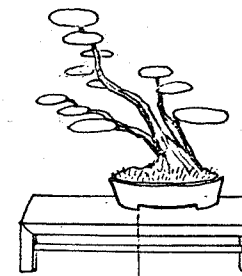

CREATING THE DISPLAY (2)

This time the main tree and the companion grasses are on opposite sides to the above display. Do not try to place the planks of the raft so that a complete plank is exposed.



CREATING THE DISPLAY (3)

In view of the strong direction of flow of the main tree, the companion grasses are in contrast with no decided flow direction. Also for the companion grasses on the planks, move the principle decoration to one side to leave a partially blank space.




ARRANGING ACCOMPANYING GRASS AND PLANKS

To the main bonsai
→ Principle direction of flow




When grass faces to the right, provide a space to the right.



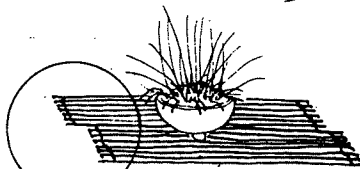
When there is no feeling of flow in any direction, place the grass in the center of the plank.

To the main bonsai
← Principle direction of flow




When grass faces to the left, provide a space to the left.

To main tree →



The above shows the treatment when using variegated and the like with the main to your right.



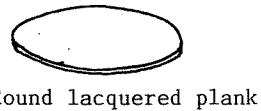
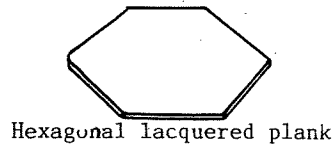
To main tree ←



By all means when using planks in a raft shape, vary the placement of the back plank to give a panoramic effect. Establish the front planks to withdraw in the the direction of flow.

PLANKS TO BE USED WITH GRASSES

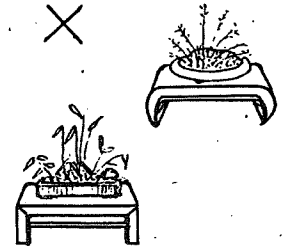
Use thin planks



Definitely place the knot in the back so that it will not be seen.

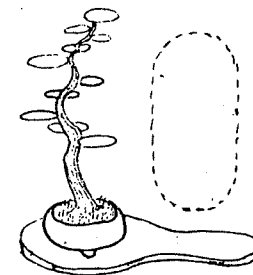
WHAT ISN'T DESIRABLE

It is taboo to use the table varieties shown with legs if the principal tree does not employ a table with legs, - i.e. on a plank.



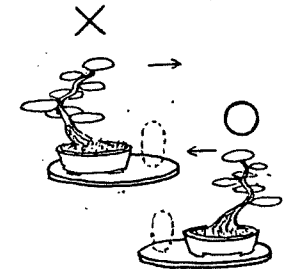
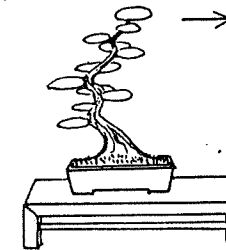
PRINCIPLE TO USE WITH MAIN TREE ON A PLANK

In the same manner as placing the tree on a table, choose the blank space to balance the direction of flow.




CONTRASTING THE MAIN TREE AND THE COMPANION TREE

(Resist to the last using a small tree that in outward appearance looks or resembles the main tree.)




METHOD FOR ARRANGING MAIN TREE (1)

Arranging the flow of duplicate trees is shown above. Persistently choose the direction of flow of the main tree first. The companion tree's flow then must be opposite to that of the main tree.



METHOD FOR ARRANGING TREE (2)

It is not allright to use a tree of similar shape to the main tree and also a pot of like design to that of the main tree's pot.




METHOD FOR ARRANGING TREE (3)

The fact is that one should not plan to use an accompanying tree that is a copy of the main tree. In general planking is more acceptable than tables for the companion trees.

METHOD WHEN COMPANION TREE AND GRASS ARE PRESENT

Arrange the grass so that it is in between the two trees. The grass should have no preferred direction of flow.



GOING, GOING, GONE

On March 31st a very successful auction was held at the National Arboretum by the National Bonsai Foundation. For those of you who attended, you know the quantity and quality of the material that was for sale, and for those of you who didn't - shame on you, for you missed a golden opportunity to purchase great bonsai material and contribute to the building of the American Bonsai Pavilion at the same time.

Now that the hair I pulled out beforehand is starting to grow back and my nerves have settled down, it's time to recap for you some of the excitement and fun of that Saturday.

The proceedings began with Bill Merritt, NEF Board member and PBA president, presenting a check of \$1000 to Marion Gyllenswan, president of the National Bonsai Foundation, on behalf of PBA. Marion then welcomed the audience and thanked everyone for coming. After lunch Dr. Marc Cathey, Director of the Arboretum, gave us a snappy welcome and thanks, complete with fireworks.

The amount and variety of material was fantastic. There were nearly 200 items donated, not just by PBA members, but from every corner of our country and several states in between. Trees ranged from good basic bonsai stock to fine finished trees, and the enthusiasm shown by the large audience in the bidding reflected their quality. Runners carried each item among the audience as it was put up for auction so that bidders had another chance to confirm that it indeed was worth bidding higher on. To add to the fun, there were several decidedly non-bonsai items raffled, ranging from lunch or dinner for two at some of Washington's finest restaurants, a weekend for two at a Georgetown hotel, a signed photograph by a top photographer and, perhaps the most unusual, two cheese-cakes won by our very own intrepid editor of the Newsletter. But all in all, the auction brought in OVER \$10,000 for the Foundation!!!


One of the greatest contributors to the success of the auction was auctioneer Keith Scott, who came all the way from Ohio to make us reach into our pockets and like it. In perfect form, Keith entertained while he educated us to the properties and care of each item as it came up. Many people commented on how helpful this was and how much they enjoyed it. Thank you, Keith, for a wonderful job.

And thanks to everyone who gave so generously of their time, their trees, and their caring. Auction committee members Godfrey Tramell, Bill Spencer, Molly Hersh, Bill Merritt, Janet Lanman deserve special appreciation, but so many others jumped in and helped, doing jobs that needed to be done, keeping things running smoothly.

But no less thanks go to all of you who donated so generously to the auction and who came to buy, because, for all our efforts, the auction would not have been a success without YOU!!!


Mary Holmes

Mary
Chairman



Auctioneer Keith Scott about to take the first bid on a nice cryptomeria raft-style forest. Bill Spencer kept all the records straight.

Auction chairman Mary Holmes giving Keith a much-deserved momentary break in auctioneering duties.

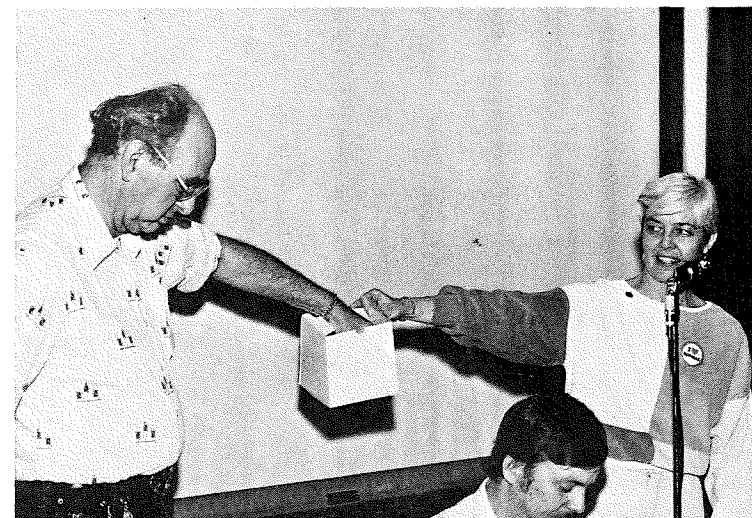


GOIN'S
ON



Dr. Marc Cathey, Director of the U.S. National Arboretum, addresses the audience.

Auctioneer Keith Scott drawing the first raffle ticket from the "hopper" held by Mary Holmes.



Photos by:
Peter L. Bloomer

April 11, 1984

Julian R. Adams
4628 Locksview Rd.
Lynchburg, Va. 24503

Molly Hersch
102 Devon Ct.
Silver Springs, Md. 20910


Dear Molly,

Enclosed please find my check for \$6.50 to renew my corresponding membership. Keep up the good work. The newsletter and Symposium are very beneficial to me as my bonsai skills improve.

The Auction was very well done. A lot of work was obviously done. Mary Holmes and those who helped her are to be commended for their efforts. I trust that my contribution to the American pavilion (\$525) was noted as a separate item even though it was included with my \$75 payment for the tree I purchased at the auction.

See you at the Symposium!

Sincerely yours,


Julian R. Adams

plants suitable for indoor bonsai


by Edmond O. Moulin
Brooklyn, New York

Mr. Moulin is Horticulturist of the Brooklyn Botanic Garden, which granted permission to reprint this material.

The following is a list of bonsai and companion plants suitable for indoor culture. They are listed by scientific name, common name, habitat, description, and family. The description of the plant relates to its maximum height in native habitat and not to its growth in a container indoors. Culture Code follows, and the particular code for each plant is noted at the right of the plant name.

CULTURE CODE

- 1. High Light Intensity and Warm Temperature**
Unobstructed south window is best.
Night temperature range: 62° to 67°F
Day temperature range: 72° to 80°F
- 2. Diffused Light and Warm Temperature**
Unobstructed south, east, or west window or fluorescent lights.
Night temperature range: 62° to 67°F
Day temperature range: 72° to 80°F
- 3. High Light Intensity and Cool Temperature**
Unobstructed south window is best.
Night temperature range: 55° to 60°F
Day temperature range: 65° to 75°F
- 4. Diffused Light and Cool Temperature**
Unobstructed south, east, or west window or fluorescent lights.
Night temperature range: 55° to 60°F
Day temperature range: 65° to 75°F
- 5. High Light Intensity and Cold Temperature** (This condition prevails in the cool, freeze-free sun porch)
Unobstructed south window is best.
Night temperature range: 40° to 50°F
Day temperature range: 55° to 65°F
- 6. Diffused Light and Cold Temperature** (This condition prevails in the cool, freeze-free sun porch.)
Unobstructed south, east, or west window or fluorescent lights.
Night temperature range: 40° to 50°F
Day temperature range: 55° to 65°F



Part of the classic bonsai collection on display in one of the greenhouses of the Brooklyn Botanic Garden. Photo courtesy of the Brooklyn Botanic Garden.

<i>Acorus gramineus</i> var. <i>pusillus</i> dwarf Japanese sweet flag Asia 3''-4'', herbaceous companion Araceae	(2)	<i>Chaenomeles japonica</i> Japanese quince Japan shrub, 3' Rosaceae	(3) to (5)
<i>Arundinaria viridi-striata</i> Japan 10'', bamboo companion Gramineae	(4)	<i>Chamaecyparis pisifera</i> 'Plumosa' plume Sawara false-cypress shrub, tree, 75' to 100' Cupressaceae	(5)
<i>Bougainvillea x buttiana</i> vine Nyctaginaceae	(3)	<i>Chamaecyparis pisifera</i> 'Squarrosa' moss Sawara false-cypress shrub, tree, 75' to 100' Cupressaceae	(5)
<i>Bougainvillea glabra</i> paper flower Brazil vine Nyctaginaceae	(3)	<i>Cinnamomum camphora</i> camphor tree China, Japan tree, 40' Lauraceae	(1)
<i>Bucida buceras</i> black olive Florida, W. Indies to Panama tree, 50' Combretaceae	(1)	<i>Citrus limonia</i> variety lemon tree, 10' Rutaceae	(3)
<i>Buxus microphylla</i> var. <i>koreana</i> Korean box Korea shrub, 1½' to 2' Buxaceae	(5)	<i>Citrus aurantium</i> var. <i>myrtifolia</i> myrtleleaf orange, Seville orange China tree, 10' Rutaceae	(3)
<i>Buxus microphylla</i> 'Compacta' Kingsville dwarf boxwood shrub, 1½' to 2' Buxaceae	(5)	<i>Citrus taitensis</i> Otaheite orange China tree, 3' Rutaceae	(3)
<i>Callistemon phoeniceus</i> bottle brush W. Australia shrub, 15' Myrtaceae	(3)	<i>Cleyera japonica</i> <i>sakaki</i> Japan, India shrub, 4' Theaceae	(3)
<i>Camellia japonica</i> Japanese camellia shrub, 40' Theaceae	(4) or (6)	<i>Corokia cotoneaster</i> New Zealand shrub, 10' Cornaceae	(3)
<i>Camellia sasanqua</i> shrub Theaceae	(4) or (6)	<i>Cotoneaster microphyllus</i> 'Cochleatus' cotoneaster, small-leaved form shrub, 2' to 2½' Rosaceae	(3) to (5)
<i>Carissa grandiflora</i> Natal-plum South Africa shrub, 7' Apocynaceae	(3)		

(Continued next issue)



THE BONSAI SOCIETIES of FLORIDA, INC.
cordially invites you to attend the exciting
1985 FLORIDA STATE BONSAI CONVENTION
hosted by
THE GOLD COAST BONSAI SOCIETY, INC.



on
THURSDAY, OCTOBER 3 - SUNDAY, OCTOBER 6, 1985
at the newly redecorated
HOLLYWOOD BEACH HILTON
4000 South Ocean Drive
Hollywood, Florida

featuring

★ MASTER JOHN NAKA

along with

★ JIM SMITH

NORMAN NELSON ★

SIG DREILINGER ★

DAN NELSON ★

put these names
together with these
program features...



- ★ up to 6 bonsai workshops
- ★ a "HANDS ON" Lecture/Demo workshop (every registrant will work on a tree and take it home)
- ★ Haiku session
- ★ Slide presentation
- ★ a "MYSTERY" Bus Trip - we know where - but you'll have to register to find out
- ★ Auction
- ★ Raffles
- ★ Cocktail Party and Banquet
- ★ Exhibition and Sale Rooms
- ★ 3 meals for registrants
- ★ Beach across the street
- ★ Every room with a water view
- ★ Free shuttle buses
- ★ Movies on premises
- ★ Free gym and sauna rooms for guests
- ★ and so much more



and you come up with one fantastic, exciting
and educational convention on Tropical
Bonsai - Indoors and Out

Benefit for National Bonsai Foundation

COLORADO BONSAI COLLECTING TOUR



MAY 17-19, 1985

\$550 AIR FARE NOT INCLUDED

LIMIT: 10 GUESTS

Join the Tour to
Collect Your ...

**PONDEROSA PINE
FIVE NEEDLE PINE
DOUGLAS FIR
RKY. MTN. JUNIPER**

CONTACT TOUR GUIDE:

Dick Meleney
7354 So. Costilla Ct.
Littleton, CO 80120 • (303) 794-5412

TOUR INCLUDES:

- Two Nights Lodging in Estes Park
- All Meals
- Transportation to Elk Park Ranch (3,200 Acres at 9,000 ft. Elev.)
- Expert Bonsai Hunter Guides
- Tools Furnished

**We pick you up at Denver Airport Friday Eve.
Return Sunday Eve.**


BRING THEM BACK ALIVE! What's that you say friend? You say you've always yearned to hike into the wilderness and "bring-em back alive!" You say yer tired of nipping on teeny tiny junipers and looking at sale tags in your local nursery. You say, what you have really always wanted is to get your hot little clippers on one of the really big ones. Well cheer up friend. The National Bonsai Foundation has the solution to all your problems.

Foundation members Dick Meleney and Larry Jackel have gotten together a group of members from the Rocky Mountain Bonsai Society and organized the collecting trip of the century, ... all to benefit the National Bonsai Foundation. The group will host the first and possibly only "Colorado Bonsai Collecting Tour" ever to be held, the weekend of May 17, 18 and 19, 1985.

Sure, ... we all know those guys in Colorado have back yards full of 150 year old trees. And sure, ... we would all like to have have our share. But the problem up to now has been, HOW???? Even once you get to Colorado, you still don't know where to look ... And unless you do, you will look a little silly explaining to the Park Ranger that you were just digging for fishing worms.

Not to worry!!! The Colorado Bonsai Collecting Tour has solved all that. For the low price of \$550 per person (airfare not included) the group will provide the collecting trip of a lifetime. You say \$550 is a lot of money. You're right ... BUT hold on pardner ... think about it. The fee includes: two nights loding at the exclusive and very private Aspen Rocks Lodge; all meals; plus complete transportation including pick up and return to Stapleton Airport. You will get two full days of collecting in the Rocky Mountains at the 9000 foot level on the 3200 acre Elk Park Ranch and the Tour will provide all necessary collecting tools, bags, burlap, etc., plus provide packing materials help, so you can ship your Bonsai home air freight.

How do you know your going to go home with some imperial class Bonsai? Well, the tour is being conducted in an area that nationally famous Bonsai hunter Dan Robinson described as "absolutely the best collecting area I have ever seen." It is full of Bonsai of all sizes ranging in age from 50 to 150 years or more. Available species include: Ponderosa Pine, Five Needle Pine, Douglas Fir and Rocky Mountain Juniper. In addition, the tour coordinators are going to scout for the best locations in the area so you can spend most of your time collecting and not looking. Colorado Sensei Bob Kataoki, Bonsai nurseryman Harold Sasaki, and Bonsai Master Kai Kawahara, curator of Japanese Gardens at the Denver Botanical Garden, will be just three of the local members who will be going along to make sure you dig them up correctly and bring them back alive.



Now the bad news. The Tour is limited to 10 individuals only. Registration will be taken at the National Foundation Booth at the IBC 85 Convention in New Orleans, beginning at 9 a.m. on Wednesday, April 3, 1985. Checks should be made payable to: R. H. Meleney. If you wish, you may mail your registration directly to Randy Clark, Vice President, 3644 Blaisdell Avenue, Minneapolis, MN 55409 Phone: (612) 825-2619. Please note that those registering at the IBC 85 Convention will have registration priority. Questions regarding specific details of the tour should be directed to Mr. Dick Meleney, 7354 S. Costilla Court, Littleton, CO, 80120 Phone: (303) 794-5412. This Colorado Bonsai Collecting Tour represents the chance of a lifetime, but participants will be expected to climb, and dig trees at the 9000 foot elevation. Individuals should bein good health and capable of moderate to heavy exercise.

REGISTRATION FORM

YES...Count me in on the collecting trip of the century. Enclosed is my \$550 registration fee.

Name: _____

Address: _____

City: _____ State: _____ Zip: _____

Note: Make all checks payable to: R.H. Meleney. Mail them along with this form to: Randy Clark, NBF Vice President, 3644 Blaisdell Avenue, Minneapolis, MN. 55409.

REGISTRATION:

**AMERICAN BONSAI SOCIETY – BONSAI ASSOCIATION OF MICHIGAN
JOINT SYMPOSIUM • KELLOGG CENTER, EAST LANSING, MI
JUNE 27 – 29, 1985**

Complete registration includes all lectures, demonstrations, auction, raffles, exhibit, bazaar, Thursday welcome dinner, Friday lunch and Saturday banquet.

COMPLETE REGISTRATION	Cost	*Late Cost	# of People	Total
Individual	\$ 99.50	\$119.50	_____	_____
Family (2 from same household)	179.00	199.00	_____	_____
*Higher fee due on registrations received after June 1, 1985				
Pig roast picnic and Japanese entertainment June 28. (not included in registration fee)	20.00		_____	_____

SPECIFIC SELECTIONS CAN BE ACCOMMODATED AS FOLLOWS:

Program:				
Friday, June 28	50.00	55.00	_____	_____
Saturday, June 29	50.00	55.00	_____	_____
Meals:				
Welcome dinner, June 27	20.00		_____	_____
Lunch, June 28	10.00		_____	_____
Banquet, June 29	25.00		_____	_____

WORKSHOPS, JUNE 27

Open to complete registrants only. Limited to 12 participants. No pots provided except for the Mame workshops. All other materials furnished. Bring your own tools.

	8:30 – 11:30 a.m.		1:30 – 4:30 p.m.	
Jack Wikle – Mame, two indoor plants	No. _____	\$ _____	\$35.00	
Cliff Pottberg – San Jose juniper	No. _____	\$ _____	35.00	No. _____
Jim Barrett – Collected Michigan Larch	No. _____	\$ _____	35.00	No. _____
Jack Billet – Literati	No. _____	\$ _____	40.00	No. _____
Doris Froning – Mame, 1 evergreen, 1 deciduous			35.00	No. _____

Observers limited to 20 or space available @ \$5.00 each. Please indicate in writing which workshop/s and the time. _____ \$ _____

TOURS, JUNE 27

Campus tour: Morning. Beal Botanical Gardens and Kresge Art Gallery. Guides, lecturers, and transportation included. \$5.00	No. _____	\$ _____
Hidden Lake Gardens: Afternoon. Air conditioned buses limited to 45 persons. \$15.00	No. _____	\$ _____
Total Amount Enclosed		\$ _____

Please complete this form and mail along with your check (in U.S. Currency) made payable to:
Lucille Doremus, ABS-BAM Registrar
5637 Charlesworth
Dearborn Hts., MI 48127

NAME: _____
STREET ADDRESS: _____ PHONE: _____
CITY: _____ STATE: _____ ZIP: _____
Do you wish to donate raffle material? _____ Will you be driving to East Lansing? _____

**AMERICAN BONSAI SOCIETY – BONSAI ASSOCIATION OF MICHIGAN
JOINT SYMPOSIUM • JUNE 27 – 29, 1985
SCHEDULE OF EVENTS**

WEDNESDAY, JUNE 26.

Registration and ABS Board Meeting

THURSDAY, JUNE 27.

Exhibit from noon to 6:00 p.m.

Bazaar from 8:00 a.m. to 6:00 p.m.

Workshops and Tours: Workshops will be held in the morning with a repeat in the afternoon.

JACK WIKLE – Mame (morning)

DORIS FRONING – Mame (afternoon)

CLIFF POTTBERG – San Jose juniper

JIM BARRETT – Collected Michigan larch

JACK BILLET – Literati, Scots pine

MSU Campus Tour in the morning and **Hidden Lake**

Gardens Tour in the afternoon.

Slide Presentation by David Fukumoto in the afternoon.

Welcome Dinner: Slide program by Phyllis M. Rookus, MICHIGAN BI-WAYS

FRIDAY, JUNE 28.

Exhibit and Bazaar

Welcome to M.S.U.'s Arboretum Campus: Slide presentation by Thomas Kehler, Director of M.S.U.'s Dept. of Campus Park and Planning.

Plant Problems and Prescriptions: Roberta Lawrence, Extension Horticulture agent.

A Soil Physicist Thinks About Soil Mixes For Bonsai: Dr. Alvin Smucker.

Lecture/Demonstration: Tony Mihalic, Rock planting.

Seeing With An Artist's Eye: Arnold J. Copeland.

Lecture/Demonstration: Jack Billet, Bunjin style.

Pig Roast Picnic – Japanese Festival Music: Japanese songs, dance, Koto music by the Japanese Music Study Group of the University of Michigan.

SATURDAY, JUNE 29.

Exhibit and Bazaar

How We Keep Our Bonsai Club Going, Growing and Solvent: Vaughn Banting, Randy Clark, Mary Holmes, Sharon Muth and Max Puderbaugh.

Lecture/Demonstration: Jim Barrett, Informal upright.

How I've Been Growing Mame Bonsai Under Fluorescent Light: Jack Wikle


Lecture/Demonstration: David Fukumoto, Bonsai Innovations.

Banquet and Auction

CALENDAR OF EVENTS

- 11 May NORTHERN VIRGINIA (703) 938-0683: Green Spring Horticultural Center at 10:00 a.m. Dave Dambowic will give a talk on the history of pots and the nature of pottery. Bring trees for constructive criticism on styling them and further refinement. Anyone wishing to do work on a tree should bring it along with the necessary tools, soil, etcetera.
- 11 May BALTIMORE (301) 557-9399: CYLBURN MARKET DAY
- 12 May BOWIE (301) 496-5195 or 262-9633: Telephone either of those numbers to find out what the meeting will be at the Bowie Co Community Center at 2:00 p.m.
- 18 May WASHINGTON (202) 232-6126: National Arboretum at 2:00
- 19 May ANNAPOLIS (301) 757-5566: Sylvia Jerace's home at 1:00 p.m. OUTDOOR WORKSHOP. Call Sylvia at the above number or Jackie at (301) 263-3995 for directions or possibility of a postponement to a raindate which is 26 May 1:00 p.m. No Thursday night meeting in May.
- 23 May BROOKSIDE (301) 871-5768: 7:30 p.m. at the Argyle Community Center. CRITIQUING WORKSHOP. All members are encouraged to bring trees for critiquing. At 7:00 p.m. there will be a Beginners' Workshop on Summer care.
- 26 May BALTIMORE (301) 557-9399: Cylburn Nature Center at 2:00 p.m. Lecture on PROPAGATION TECHNIQUES, - speaker Jerry Blazak of the Baltimore City Horticulture Division. Tree of the Month is azaleas. Remember - Problem Trees and Raffle
-
- 8 June BEGINNERS' COURSE 1:00 to 5:00 p.m. at the National Arboretum. Saturday See page 3 for details.
-
- 15 June WASHINGTON (202) 232-6126: National Arboretum at 2:00 p.m. Saturday
- 15 June BROOKSIDE: LONGWOOD GARDENS/DORIS FRONING TRIP. Doris Froning is a mame expert. Bring trees if you wish them critiqued. Telephone Norma Brand (301) 774-9028 to arrange details of the car caravan. We will meet at 8:00 a.m. at Argyle Community Center. Saturday
- 23 June BALTIMORE (301) 557-9399: OUTDOOR FOREST WORKSHOP 1:00 p.m. at Marion Banfields. Bring your own plant material. Tree-of-the-month - pines. Remember - Problem Trees and Raffle. Sunday
- 27 June BROOKSIDE (301) 871-5768: Argyle Community Center at 7:30 p.m. NEW MEMBERS' WORKSHOP. This is a follow-up on the PBA Beginners' Course, see page 3. Old members are encouraged to attend the meeting and help the new members. Thursday

IBC '86 PRESENTS



July 9-13, 1986

SHOREHAM HOTEL—WASHINGTON, D.C.

Featuring Bonsai Masters from all
Regions of the United States

10th Anniversary of the National
Bonsai Collection from Japan

Dedication of the American
Bonsai Collection

WASHINGTON, D.C.



CONVENTION '86